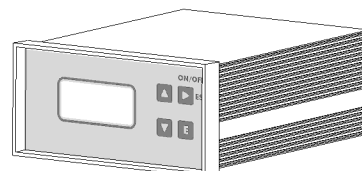


FEATURES

- Backlight LCD display
- Two on/off outputs
- Programmable delay at startup for probe polarization
- Programmable 0÷20mA output
- Stand-by for no flow interlock
- Permanent data recording
- Error management system
- Easy user interface with navi-keys system
- Password protected settings

Microprocessor based pH controller for panel rail mounting with two programmable outputs.



CONFIGURATION INFO

Model JPHDIG 0 B 00 G 4 3 5 S 00

ELECTRICAL

SIGNAL INPUT

With block connection

POWER SUPPLY

24, 115, 230 VAC; 50/60 Hz

POWER CONSUMPTION

Average 4 W

ON/OFF OUTPUT

Free voltage contact

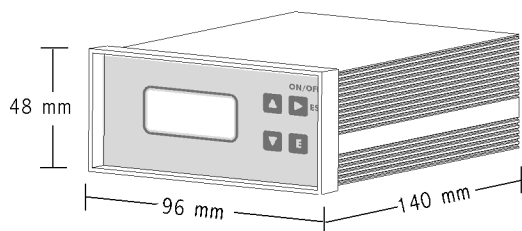
CURRENT OUTPUT

Programmable 0/4÷20mA (max 350 Ohm) galvanic isolated

INPUT

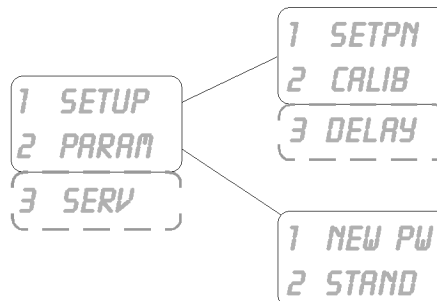
1 Flow sensor

DIMENSION



Mounting hole size: 91x45 mm

"EASY-NAV" MENU



ENCLOSURE

IP40 enclosure

ENVIRONMENT

0°C ÷ 50°C (32°F ÷ 122°F)

0 ÷ 95% (non condensing) relative humidity

pH ELECTRODES

Model	EPHS	EPHM	EPHL	EPHM/D
Measuring Range	0 ÷ 14			
Resolution	0,01			
Max Pressure/Temperature	7bar/70°C (3,5bar/80°C)	7bar/70°C (3,5bar/80°C)	7bar/70°C (3,5bar/80°C)	7bar/70°C (3,5bar/80°C)
Body	Epoxy			
Installation Diameter	12 mm	12 mm	12 mm	12 mm
Electrical Connection	BNC	BNC	BNC	BNC
Cable Length	0.8 m	4.5 m	15 m	4.5 m
Minimum Working Conductivity	100µS	100µS	100µS	1µS
Features	-			Low ionic

Model	EPHM/HF	EPHSN6	EPHMD/100	EPHSC	EPHSC/SN6
Measuring Range	0 ÷ 14				
Resolution	0,01				
Max Pressure/Temperature	7bar/70°C (3,5bar/80°C)	7bar/70°C (3,5bar/80°C)	7bar/100°C	7bar/70°C (3,5bar/80°C)	7bar/70°C (3,5bar/80°C)
Body	Epoxy				
Installation Diameter	12 mm	PG 13,5	12 mm	12 mm	PG 13,5
Electrical Connection	BNC	SN6	BNC	BNC	SN6
Cable Length	4.5 m	without cable	4.5 m	4.5 m	without cable
Minimum Working Conductivity	100µS	100µS	100µS	100µS	100µS
Features	Hydrofluoric acid resistant	-	Double junction	self cleaning	self cleaning